

e o n





# MONUMENTAL

## BEAUTY

*Prized for its classic elegance, marble has graced the palaces of kings and queens for centuries. Eon captures this timeless beauty in a simpler, smarter ceramic. Achieve the fine look of marble, along with the enduring style and technology of Atlas Concorde USA. Inspired by the quarries of Italian Carrara, Greek Corinthian, and Eldorado, Eon delivers an exquisite combination of colors and veins that are the perfect complement to most styles.*

e o n

Eon Carrara Herringbone 11<sup>3</sup>/<sub>4</sub>"x11<sup>3</sup>/<sub>4</sub>" - 30x30 cm  
 Eon Corinthian Gray 11<sup>3</sup>/<sub>4</sub>"x23<sup>5</sup>/<sub>8</sub>" - 30x60 cm

## Colors



CARRARA



ELDORADO



CORINTHIAN  
BEIGE



CORINTHIAN  
GRAY

**Shade variation**



CARRARA



ELDORADO

COLORED BODY PORCELAIN TILE



CORINTHIAN BEIGE



CORINTHIAN GRAY



**e o n**  
Eon Carrara Brick Mosaic 12"x12<sup>3/8"</sup> - 30.5x30.5 cm  
Eon Carrara 11<sup>3/4"</sup>x23<sup>5/8"</sup> - 30x60 cm



e o n

Eon Corinthian Beige Herringbone Mosaic 11<sup>3</sup>/<sub>4</sub>"x11<sup>3</sup>/<sub>4</sub>" - 30x30 cm  
Eon Corinthian Beige 11<sup>3</sup>/<sub>4</sub>"x23<sup>5</sup>/<sub>8</sub>" - 30x60 cm



e o n

Eon Eldorado Herringbone Mosaic 11<sup>3</sup>/<sub>4</sub>" x11<sup>3</sup>/<sub>4</sub>"- 30x30cm  
Eon Corinthian Beige Mosaic 11<sup>3</sup>/<sub>4</sub>" x11<sup>3</sup>/<sub>4</sub>"- 30x30cm  
Eon Eldorado 11<sup>3</sup>/<sub>4</sub>"x23<sup>5</sup>/<sub>8</sub>"- 30x60 cm



Compliant with standards ANSI A137.1-2022

**SIZE**

11<sup>3</sup>/<sub>4</sub>" x 23<sup>5</sup>/<sub>8</sub>" - 30 x 60 cm

**THICKNESS**

9 mm

**FINISH**

MATTE



**EON CARRARA**  
11<sup>3</sup>/<sub>4</sub>" x 23<sup>5</sup>/<sub>8</sub>" - 30x60 cm  
600010000902



**EON ELDORADO**  
11<sup>3</sup>/<sub>4</sub>" x 23<sup>5</sup>/<sub>8</sub>" - 30x60 cm  
600010000903



**EON CORINTHIAN BEIGE**  
11<sup>3</sup>/<sub>4</sub>" x 23<sup>5</sup>/<sub>8</sub>" - 30x60 cm  
600010000900



**EON CORINTHIAN GRAY**  
11<sup>3</sup>/<sub>4</sub>" x 23<sup>5</sup>/<sub>8</sub>" - 30x60 cm  
600010000901


**MOSAICS & DECORS**




**EON CARRARA MOSAIC**  
11<sup>3</sup>/<sub>4</sub>" x 11<sup>3</sup>/<sub>4</sub>" - 30x30 cm  
600110000212



**EON ELDORADO MOSAIC**  
11<sup>3</sup>/<sub>4</sub>" x 11<sup>3</sup>/<sub>4</sub>" - 30x30 cm  
600110000213



**EON CORINTHIAN BEIGE MOSAIC**  
11<sup>3</sup>/<sub>4</sub>" x 11<sup>3</sup>/<sub>4</sub>" - 30x30 cm  
600110000214



**EON CORINTHIAN GRAY MOSAIC**  
11<sup>3</sup>/<sub>4</sub>" x 11<sup>3</sup>/<sub>4</sub>" - 30x30 cm  
600110000215



**EON CORINTHIAN BEIGE HERRINGBONE MOSAIC**  
11<sup>3</sup>/<sub>4</sub>" x 11<sup>3</sup>/<sub>4</sub>" - 30x30 cm  
600110000239

**MOOD**



**EON CARRARA HONEYCOMB MOSAIC**  
9<sup>1</sup>/<sub>2</sub>" x 11<sup>7</sup>/<sub>8</sub>" - 24x30 cm  
600110000652



**EON CARRARA HERRINGBONE MOSAIC**  
11<sup>3</sup>/<sub>4</sub>" x 11<sup>3</sup>/<sub>4</sub>" - 30x30 cm  
600110000237



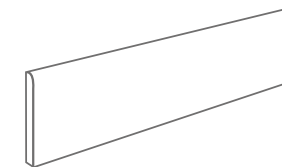
**EON ELDORADO HERRINGBONE MOSAIC**  
11<sup>3</sup>/<sub>4</sub>" x 11<sup>3</sup>/<sub>4</sub>" - 30x30 cm  
600110000238




**EON CORINTHIAN GRAY HERRINGBONE MOSAIC**  
11<sup>3</sup>/<sub>4</sub>" x 11<sup>3</sup>/<sub>4</sub>" - 30x30 cm  
600110000240

**COORDINATING TRIMS**

		Bullnose	Cove base
	EON CARRARA	610130000387	600130000218
	EON ELDORADO	610130000412	600130000219
	EON CORINTHIAN BEIGE	610130000413	600130000220
	EON CORINTHIAN GRAY	610130000414	600130000221



**Bullnose**  
3" x 24" - 7.2x60 cm



**Cove base**  
6" x 12" - 15x30 cm - 8.5mm

**Shade variation**



CARRARA

WHITE BODY WALL TILE

**e o n**

- Eon Carrara Listello 3<sup>1</sup>/<sub>8</sub>"x12<sup>3</sup>/<sub>8</sub>" - 8x31.5 cm
- Eon Carrara Brick 3<sup>1</sup>/<sub>8</sub>"x12<sup>3</sup>/<sub>8</sub>" - 8x31.5 cm
- Eon Carrara Herringbone Mosaic 11<sup>3</sup>/<sub>4</sub>"x11<sup>3</sup>/<sub>4</sub>" - 30x30 cm
- Eon Corinthian Gray 11<sup>3</sup>/<sub>4</sub>"x23<sup>5</sup>/<sub>8</sub>" - 30x60 cm







WHITE BODY WALL TILE



**V2** SLIGHT VARIATION



Compliant with standards ANSI A137.1-2022

**SIZE**

12<sup>3/8</sup>" x 22<sup>1/2</sup>" - 31.5 x 57 cm  
 3<sup>1/8</sup>" x 12<sup>3/8</sup>" - 8x31.5 cm

**THICKNESS**

8.5 mm

**FINISH**

GLOSSY



**EON CARRARA**  
 12<sup>3/8</sup>" x 22<sup>1/2</sup>" - 31.5x57 cm  
 600010000948



**EON CARRARA BRICK**  
 3<sup>1/8</sup>" x 12<sup>3/8</sup>" - 8x31.5 cm  
 600010000952

**MOSAICS & DECORS**



**EON CARRARA BRICK MOSAIC**  
 12" x 12" - 30.5x30.5 cm  
 600110000265



**EON CARRARA LISTELLO**  
 3<sup>1/8</sup>" x 12<sup>3/8</sup>" - 8x31.5 cm  
 600090000387

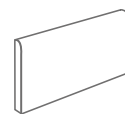
**COORDINATING TRIMS**

**Wall Bullnose**



**EON CARRARA**


600140000005



**Wall Bullnose**  
 2" x 12<sup>3/8</sup>" - 5x31.5 cm

**e o n**

Eon Carrara Listello 3<sup>1/8</sup>" x 12<sup>3/8</sup>" - 8x31.5 cm  
 Eon Carrara Brick 3<sup>1/8</sup>" x 12<sup>3/8</sup>" - 8x31.5 cm





Compliant with standards ANSI A137.1-2022



**SIZE**

11 3/4" x 23 5/8" - 30 x 60 cm

**THICKNESS**

9 mm



**V2 SLIGHT VARIATION**

Clearly distinguishable differences in texture and/or pattern within similar colors.

**FINISH**

matte

**FIELD TILES**

Available in all colors

**MOSAICS**

**AND COORDINATING TRIMS**

Available in all colors

Commercial size (in)	Nominal size (in)	Thickness (mm)	Finish	Rectified edge
12" x 24"	11 3/4" x 23 5/8"	9 mm	Matte	-
Commercial size (in)	Nominal size (in)	Thickness (mm)	Finish	
Mosaic	11 3/4" x 11 3/4"	9 mm	Matte	
Herringbone Mosaic	11 3/4" x 11 3/4"	9 mm	Matte	
Honeycomb Mosaic	9 1/2" x 11 7/8"	9 mm	Matte	
Bullnose 3" x 24"	2 7/8" x 23 5/8"	9 mm	Matte	
Cove Base 6" x 12"	5 7/8" x 11 3/4"	8.5 mm (*)	Matte	

Please refer to caliber chart for work sizes. Close joints are not recommended. (\*): Cove Base thickness is 7 mm on flat top part.

**PERFORMANCE & FEATURES**

**REGULARITY CHARACTERISTICS**



PROPERTY	ASTM TEST METHOD	PORCELAIN TILE SPECIFICATION				
		Calibrated		Rectified		
		Minimum	Maximum	Minimum	Maximum	
Nominal Size	ASTM C499	-3.00%	3.00%	-3.00%	2.00%	Compliant
Caliber Range (Variation from average facial dimension of sample)		-0.50% or -0.08 in (-2.0 mm) (*)	0.50% or 0.08 in (2.0 mm) (*)	-0.25% or -0.03 in (-0.8 mm) (*)	0.25% or 0.03 in (0.8 mm) (*)	Compliant
Thickness (1)		N/A	Range: 0.40 in (1.02 mm)	N/A	Range: 0.40 in (1.02 mm)	Compliant
Wedging	ASTM C502	-0.50% or -0.08 in (-2.0 mm) (*)	0.50% or 0.08 in (2.0 mm) (*)	-0.25% or -0.03 in (-0.8 mm) (*)	0.25% or 0.03 in (0.8 mm) (*)	Compliant
Warpage Edge	ASTM C485	-0.75% or -0.09 in (-2.3 mm) (*)	0.75% or 0.09 in (2.3 mm) (*)	-0.40% or -0.05 in (-1.3 mm) <sup>(2)</sup> or -1.8 mm <sup>(3)</sup> (*)	0.40% or 0.05 in (1.3 mm) <sup>(2)</sup> or 1.8 mm <sup>(3)</sup> (*)	Compliant
Warpage Diagonal		-0.50% or -0.08 in (-2.0 mm) (*)	0.50% or 0.08 in (2.0 mm) (*)	-0.40% or -0.07 in (-1.8 mm) (*)	0.40% or 0.07 in (1.8 mm) (*)	Compliant

**STRUCTURAL CHARACTERISTICS**



		ALL PORCELAIN TILES			
Water Absorption	ASTM C373	≤ 0.5%		≤ 0.5%	

**BULK MECHANICAL CHARACTERISTICS**



Breaking Strength	ASTM C648	Average ≥ 250 lbf. (1.11 kN) Individual ≥ 225 lbf. (1.00 kN)		≥ 350 lbf. avg	
-------------------	-----------	---	--	----------------	--

**PHYSICAL PROPERTIES**



Bond Strength	ASTM C482	≥ 50 psi (0.34 Mpa)		≥ 100 psi	
---------------	-----------	---------------------	--	-----------	--

**THERMAL AND IGROMETRIC CHARACTERISTICS**



Resistance to Freeze/Thaw Cycling	ASTM C1026	As Reported		Resistant	
-----------------------------------	------------	-------------	--	-----------	--

**CHEMICAL CHARACTERISTICS**



Chemical Resistance	ASTM C650	As Reported		Unaffected	
---------------------	-----------	-------------	--	------------	--



Stain Resistance	ASTM C1378	As Reported		Unaffected	
------------------	------------	-------------	--	------------	--

**SAFETY CHARACTERISTICS**



Dynamic coefficient of friction (4)	ANSI A326.3	Requires a minimum value of 0.42 for commercial areas that are likely to be wet		> 0.42 Wet	
-------------------------------------	-------------	---	--	------------	--

(\*) Whichever is less  
 (1) May not apply to textured surfaces or tiles with uneven back patterns.  
 (2) Whichever is less, for tiles up to 24"x24" (610 mm x 610 mm).  
 (3) Applies to tiles larger than 24"x24" (610 mm x 610 mm).  
 (4) For updated manufacturer classification, according to ANSI A326.3 Section 4 - "Product Use Categories", please refer to our website.



Scan to learn more



For more details please see the catalogue or visit atlasconcordeusa.com  
 The Health Product Declaration® logo is a registered trademark of HPD Collaborative.